

# Prevention system for educational communities



Available for:



Android



iPhone

  
SoftGuard




# Integral alarm system for schools and universities

## Alerts in real time

### SmartPanics + Alarm monitoring system

SoftGuard is a comprehensive alarm monitoring platform for schools and universities. The SoftGuard system receives and manages the alarms events coming from fixed targets (classrooms, administrative offices, auditoriums, library, etc.) and mobile targets (vehicles, guard's patrols, etc.).

Besides, with the SmartPanics module and apps you can provide an integral monitoring solution for students and teachers.



## Panic Button

### SmartPanics · Alerts sent from Smartphones

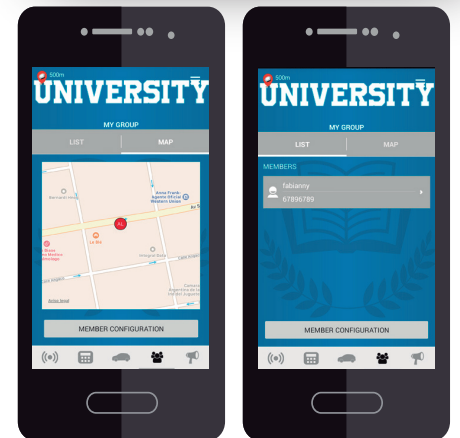


Smartphones offer huge possibilities as personal emergency warning devices. They let you multiply the individual protection of students, teachers and staff when an incident is about to occur, whether they are in a dangerous situation, they need medical assistance, during a gender violence situation, or to help prevent them.

The alerts sent by the students through their smartphones will be received at the university's monitoring center via Internet or SMS to be attended by the operators immediately.

These events will include the position of the device by the internal GPS system of the smartphone and it will be shown to the operator on the map in the SoftGuard Monitoring module. The advanced video function will allow the user to send a picture of the incident from the smartphone's camera. In addition, the application allows bidirectional audio through one-touch phone calls and SMS sending with the event data.

Each student can count on the application once downloaded from the Stores or Markets corresponding to each company without the need to pay or buy an anti-panic button.



## Why have we brought monitoring security to smartphones?

- Because people always take it wherever they go. It creates "a sense of security"

- Because it doesn't need extra maintenance or technical support, main cost of the monitoring center.

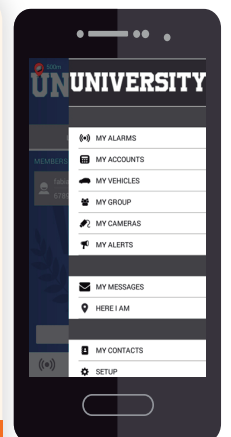
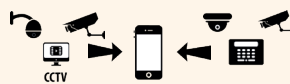
- Because there is no entry cost for the client.

- Because it admits incorporating new functions every day

- Because they have multiple communication channels = "Redundancy"



- Because a smartphone is a very powerful piece of hardware and doesn't represent an investment for the service provider.




THE SECURITY OF YOUR SCHOOL OR UNIVERSITY AT HAND'S REACH WITH SMARTPANICS



## Send alerts anytime, anywhere

### My Alerts - Reporting system

Complaints panel inside the campus through the SmartPanics App. This system allows the user to make complaints through the SmartPanics app and to read them, as well as follow them up and manage them, allowing classifications, traceability and statistics development.



## SOS alarm sending

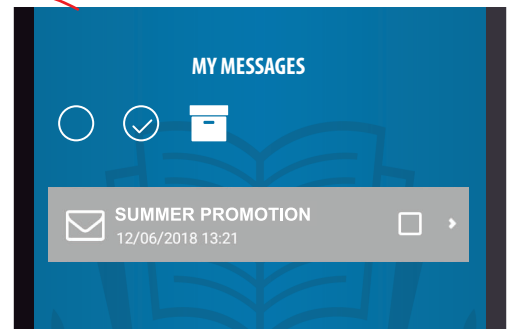
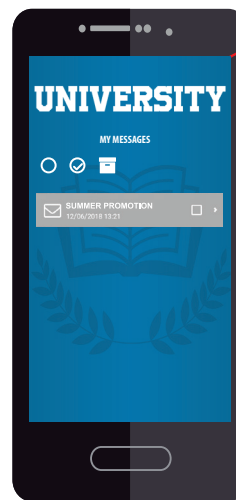
SmartPanics allows students to send an emergency message with their satellite position so they can be found and be assisted easily.

### SmartPanics is useful if:

- A student or teacher is compromised (theft, intruders on campus, fire, etc.).
- An emergency situation occurs and they need immediate assistance.
- An irregular situation on campus occurs.
- Students' parents want to know their kid's location.
- Bullying, violence, suspicious activity, drugs sale, etc.

## My messages



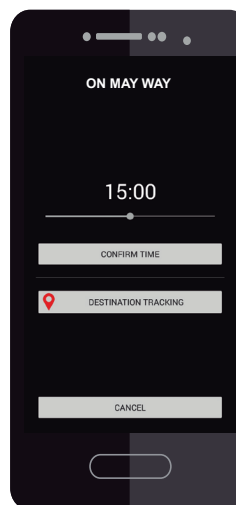
Through the SmartPanics APP the institution can send notifications by push messages to the entire educational community in the face of any particular situation such as important notifications, special activities, registrations, and even disease prevention campaigns. This service is included within the SmartPanics APP.



## Anticipate and prevent to grant greater security

### Safe route

SmartPanics has an "On my way" button that enables the user to be precautious and send an SOS alert with the possibility of canceling it in a certain period of time. It lets them know with a sound warning one minute before the times up in order to prevent the triggering of false alarms. If the countdown timer reaches zero, the alert will be displayed at the monitoring central station. This function is very useful for students to mark a route from their houses to the university or the other way round in case they want to warn the monitoring center in advance for greater security.



## VigiControl is the monitoring system for guards, security, cleaning and maintenance staff.

This powerful tool controls and audits the staff's action inside the campus: position report validated via GPS, MAN ALIVE alert, incidents report displayed during the round, sending images, audio and video clips. All this and much more received online at the monitoring central station 24/7, 365 days a year. VigiControl is a multi-link application that ensures the alerts sending via TCP-IP, either by WI-FI or by data network connection (GPRS-LTE), as well as SMS sending when the data network is not available.

### The system consists of 2 applications:

**1- The mobile app has five main buttons: SOS - ROUND - MAN ALIVE - NEWS and ASSIGNMENTS. It is possible also to customize the app background design with the institutions logo, giving a uniform and corporate image.**



**SOS:** Send panic alerts that includes position, data and the possibility to attach an image.



**Man Alive:** It is a presence control. It consists of a button that will be randomly activated to be pushed to cancel the alarm sending. If it is not deactivated on time, an alert is generated and received at the monitoring center.



**Round:** Allows the guard to send an ARRIVAL or DEPARTURE notification each time he arrives or leaves his position, as well as when he passes through each check point defined for the round. The event includes date, time and the guard's location on the map.



**News:** Allows sending news to the monitoring central station, attach information using an image, a QR code, text or voice notes and the chance to make direct calls via VoIP.



**Assignments:** It allows assigning a guard to an alarm event triggered from a specific fixed or mobile account. Once he is at the place, he can mark his arrival; send pictures, videos or audios clips to the monitoring center.

**2- The SG VigiControl Desktop Web module for the administration of the linked smartphones and signal processing management controlled from the monitoring station.**

### Web manager – Control board

Real-time visualization of preset statistics determining the variables or parameters that were set. In this way, principals, security managers and/or responsible for monitoring center can instantly check the status of the control station, alerts or incidents traffic, allowing them to check statistics and/or analyze the development of different processes.

